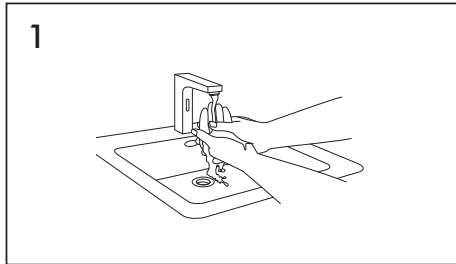
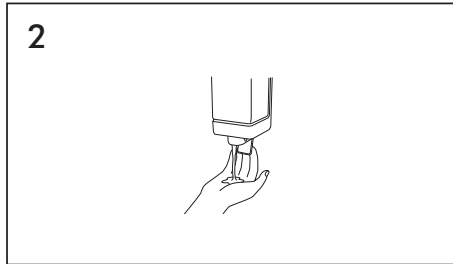


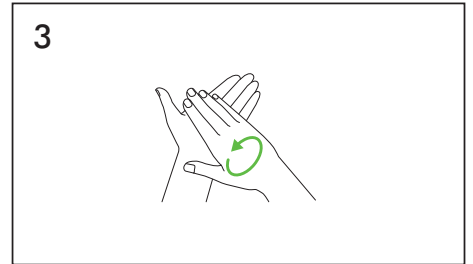
# Handwashing guide



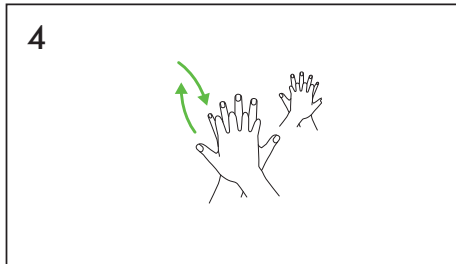
1  
Wet hands with water




2  
Apply enough soap to cover all hand surfaces



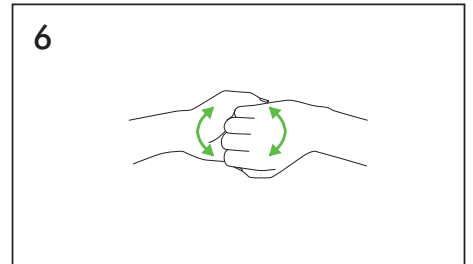
3  
Rub hands palm to palm



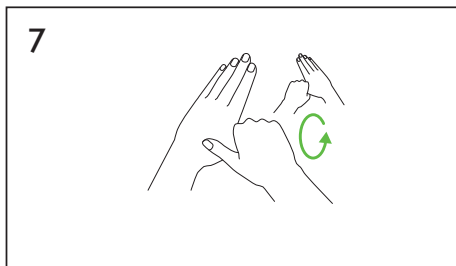
4  
Right palm over left dorsum with interlaced fingers and vice versa



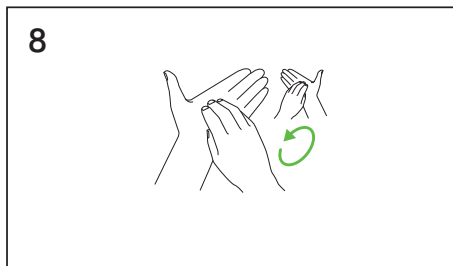
5  
Palm to palm with fingers interlaced



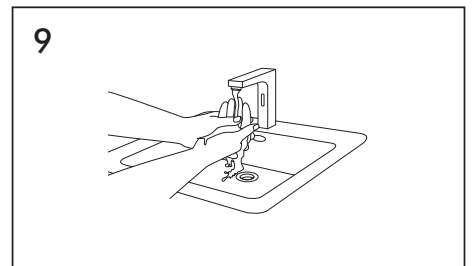
6  
Backs of fingers to opposing palms with fingers interlocked



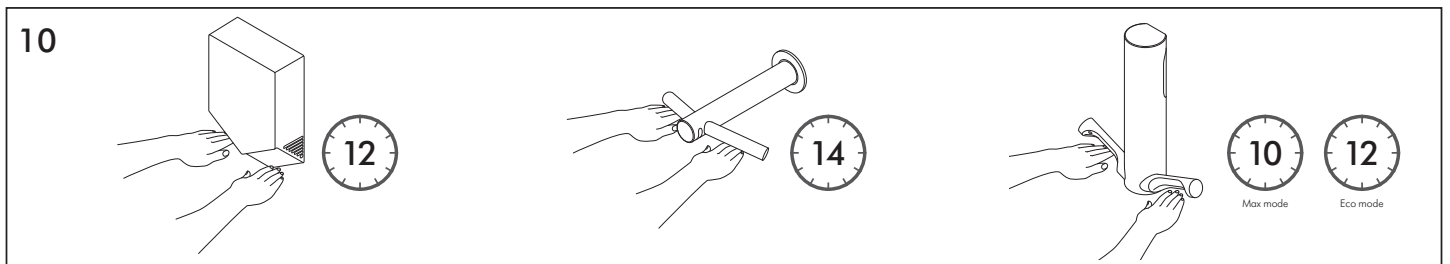
7  
Rotational rubbing of left thumb clasped in right palm and vice versa



8  
Rotational rubbing, backwards and forwards with clasped fingers of right hand in left palm and vice versa



9  
Rinse hands with water



Dry hands hygienically with Dyson Airblade™ technology and HEPA-purified air

Adapted from WHO and CDC hand washing guidelines.

[https://www.who.int/gpsc/clean\\_hands\\_protection/en/](https://www.who.int/gpsc/clean_hands_protection/en/)

<https://www.cdc.gov/features/handwashing/index.html>

Dyson Airblade™ V Hands are dried in 12 seconds<sup>1</sup>

Dyson Airblade™ W+D Hands are dried in 14 seconds<sup>1</sup>

Dyson Airblade™ 9kJ Hands are dried in 10 seconds Max mode or 12 seconds Eco mode<sup>1</sup>

<sup>1</sup> Dry time determined using Dyson test method 769 based on NSF P335 using a measurement of 0.1g residual moisture.